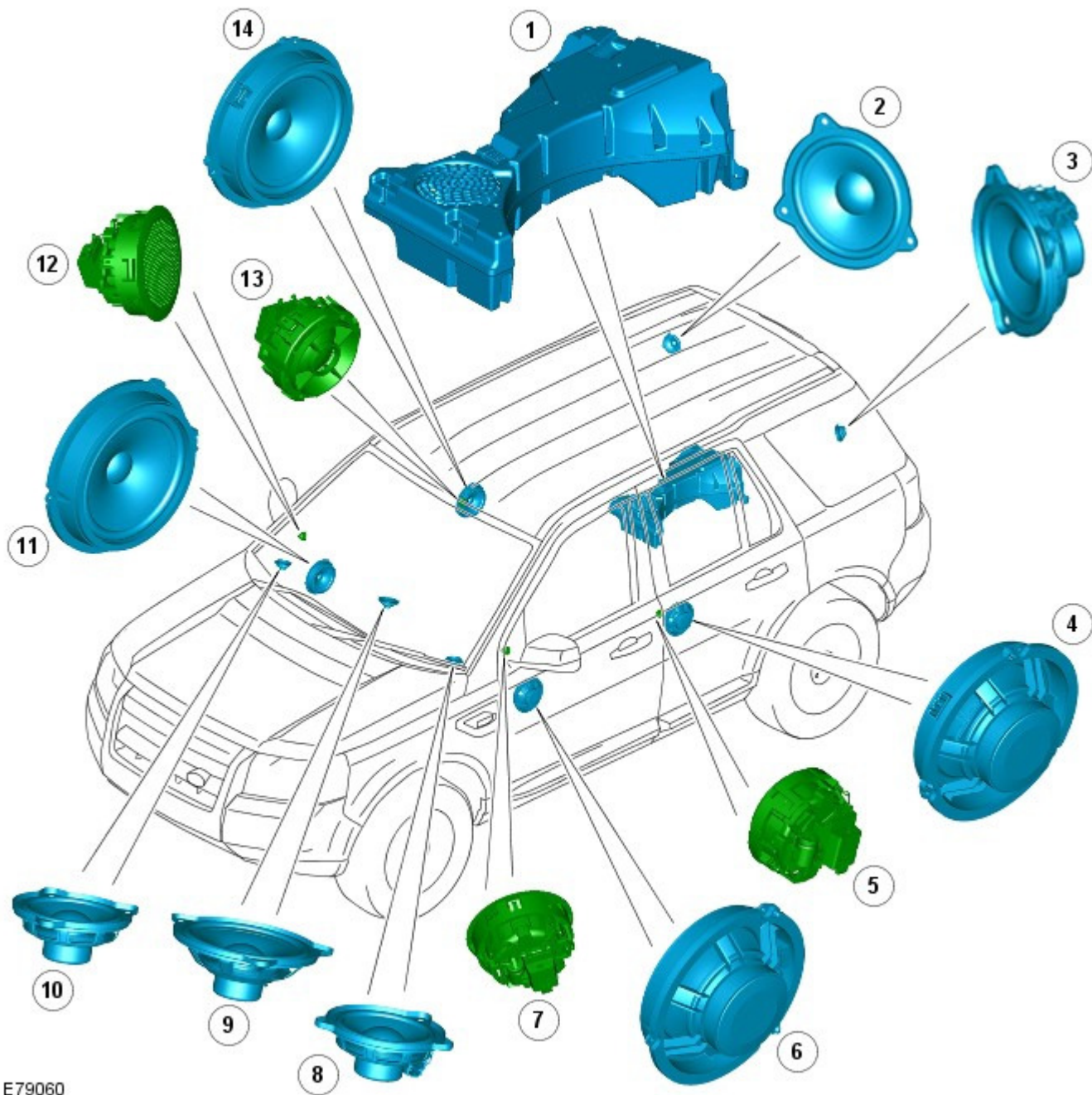


Information and Entertainment System - Speakers

Description and Operation

COMPONENT LOCATION



E79060

Item	Part Number	Description
1	-	Subwoofer enclosure
2	-	Rear RH surround speaker
3	-	Rear LH surround speaker
4	-	Rear LH mid range speaker
5	-	Rear LH high range speaker
6	-	Front LH mid/low range speaker
7	-	Front LH high range speaker
8	-	Front LH mid range speaker
9	-	Center fill speaker
10	-	Front RH mid range speaker
11	-	Front RH mid/low range speaker
12	-	Front RH high range speaker
13	-	Rear RH high range speaker
14	-	Rear RH mid range speaker

OVERVIEW

Depending on the audio system fitted there are 3 different speaker configurations, these are:

Base audio

- 2 Front door mounted mid/low range speakers
- 2 Front door mounted high range speakers
- 2 Rear door mounted mid/low range speakers
- 2 Rear door mounted high range speakers

Mid range audio system

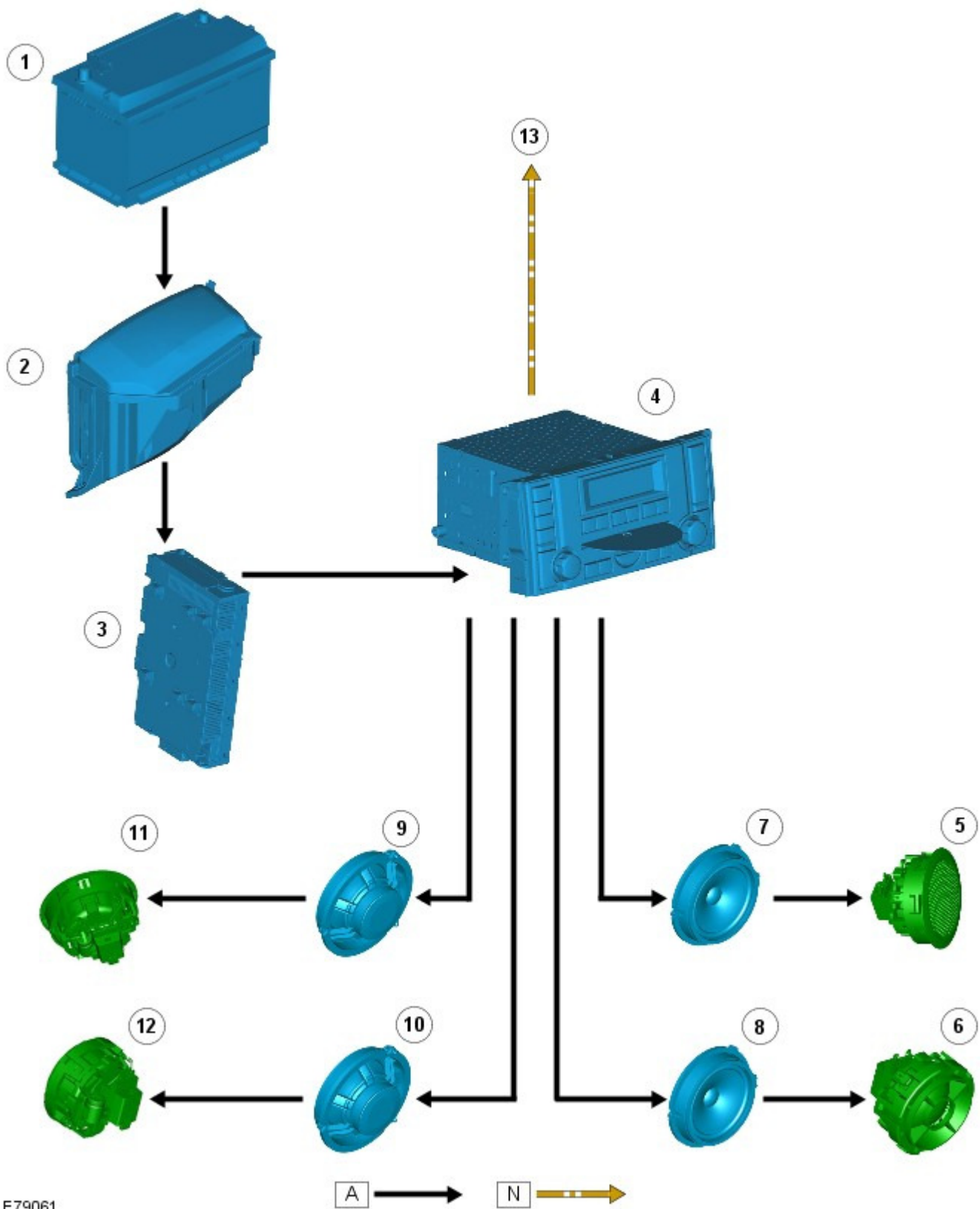
- 2 Front door mounted mid/low range speakers
- 2 Front door mounted high range speakers
- 2 Rear door mounted mid/low range speakers
- 2 Rear door mounted high range speakers
- Rear loadspace mounted sub-woofer enclosure

High line audio system

- 2 Front door mounted low range speakers
- 2 Front door mounted high range speakers
- 2 Rear door mounted mid/low range speakers
- 2 Rear door mounted high range speakers
- Rear loadspace mounted sub-woofer enclosure
- 2 Mid range speakers mounted on the instrument panel
- 1 center fill speaker centrally located in the instrument panel
- 2 rear surround speakers mounted in the rear C pillars

CONTROL DIAGRAM SHEET 1 of 3

- NOTE: **A** = Hardwired; **N** = Medium speed CAN bus



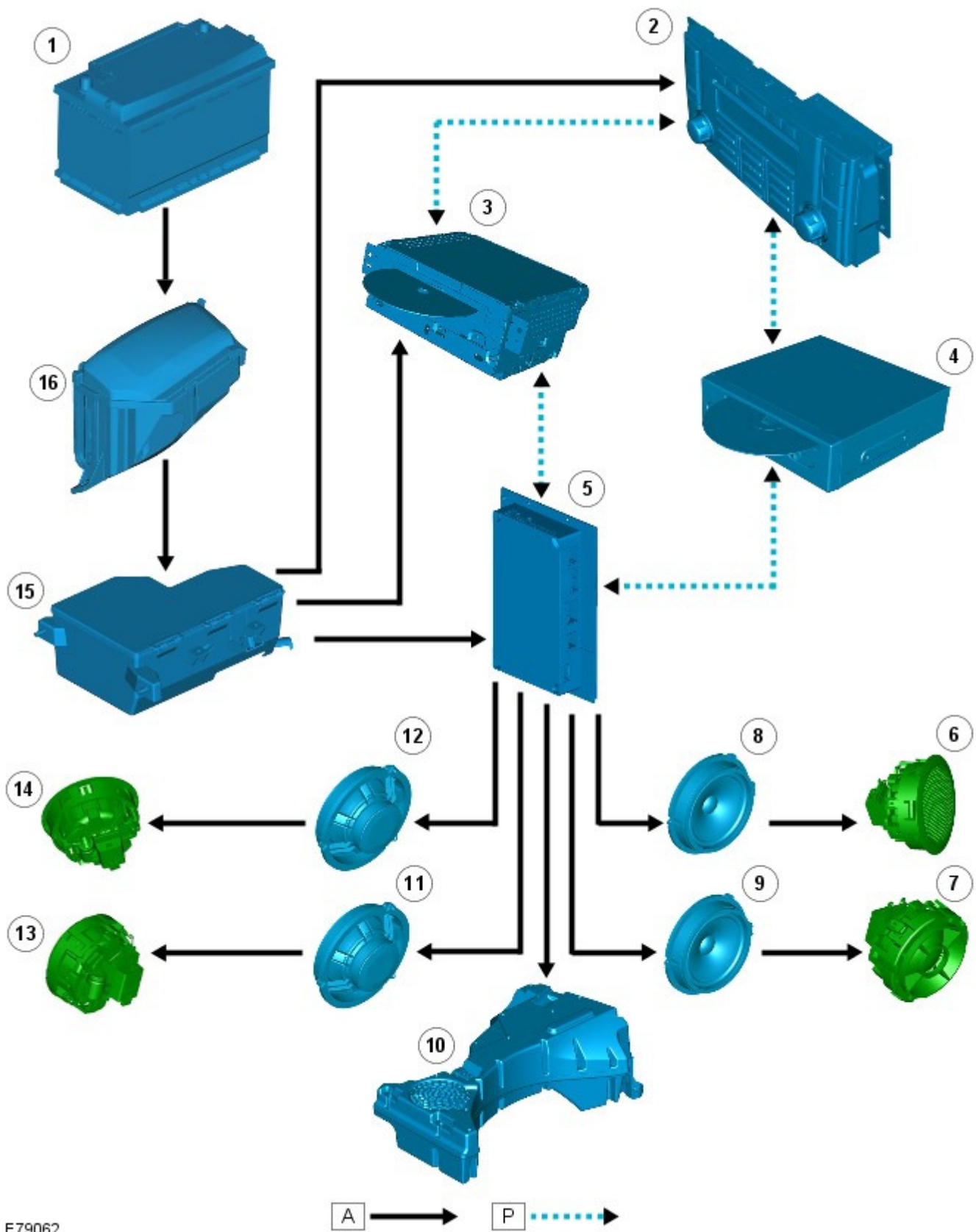
E79061

Item	Part Number	Description
1	-	Battery
2	-	BJB
3	-	CJB
4	-	Audio head unit
5	-	Front RH high range speaker
6	-	Rear RH high range speaker
7	-	Front RH mid/low range speaker
8	-	Rear RH mid/low range speaker
9	-	Front LH mid/low range speaker
10	-	Rear LH mid/low range speaker
11	-	Front LH high range speaker

12	-	Rear LH high range speaker
----	---	----------------------------

CONTROL DIAGRAM SHEET 2 of 3

• NOTE: **A** = Hardwired; **P** = MOST



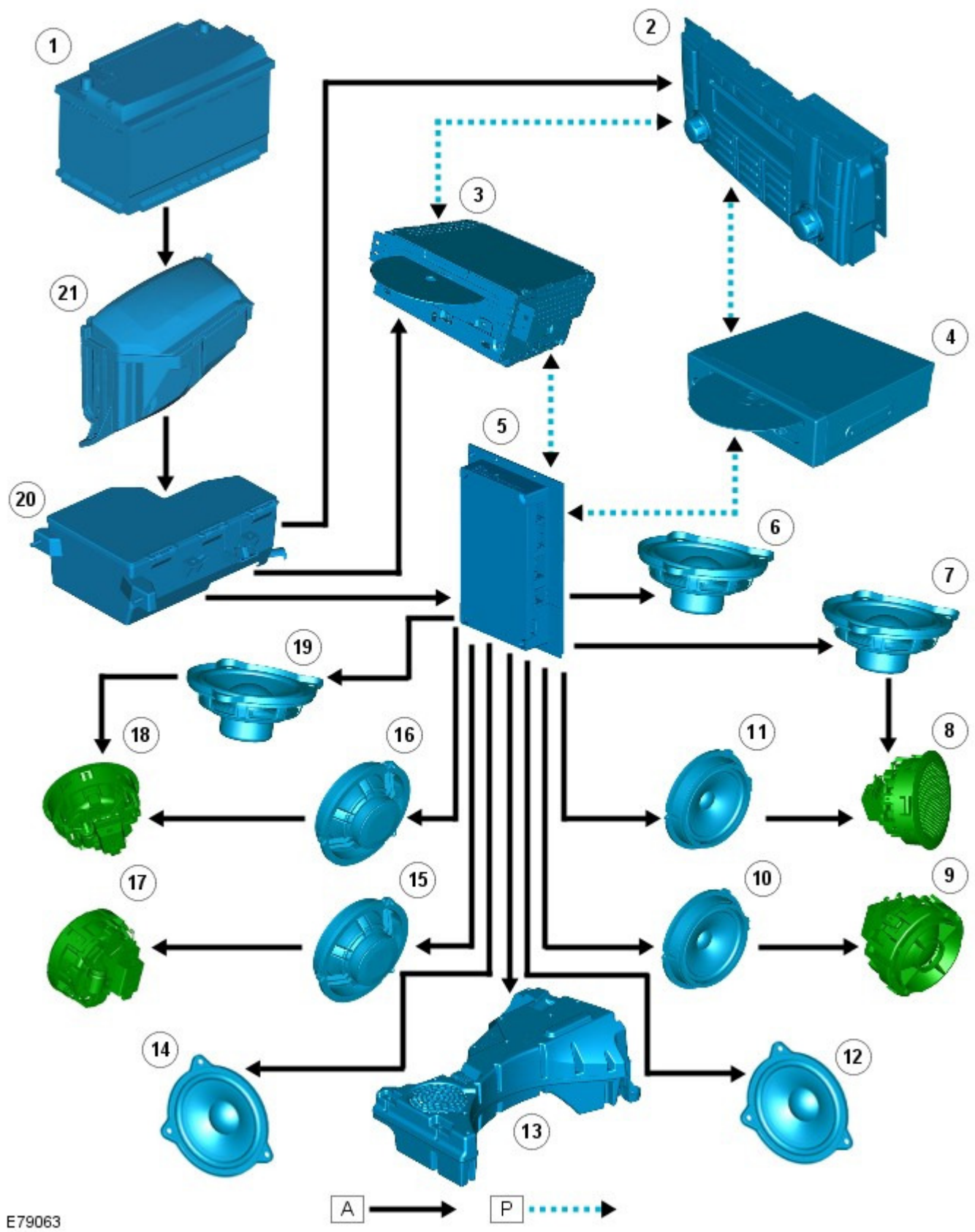
E79062

Item	Part Number	Description
1	-	Battery
2	-	Infotainment control module
3	-	Integrated audio module
4	-	Navigation computer
5	-	Audio amplifier

6	-	Front RH high range speaker
7	-	Rear RH high range speaker
8	-	Front RH mid/low range speaker
9	-	Rear RH mid/low range speaker
10	-	Subwoofer enclosure
11	-	Rear LH mid/low range speaker
12	-	Front LH mid/low range speaker
13	-	Rear LH high range speaker
14	-	Front LH high range speaker
15	-	AJB
16	-	BJB

CONTROL DIAGRAM SHEET 3 of 3

- NOTE: **A** = Hardwired; **P** = MOST



E79063

Item	Part Number	Description
1	-	Battery
2	-	Infotainment control module
3	-	Integrated audio module
4	-	Navigation computer
5	-	Audio amplifier
6	-	Front center fill speaker
7	-	Front RH mid range speaker
8	-	Front RH high range speaker
9	-	Rear RH high range speaker
10	-	Rear RH mid/low range speaker
11	-	Front RH low range speaker

12	-	Rear RH surround speaker
13	-	Subwoofer
14	-	Rear LH surround speaker
15	-	Rear LH mid/low range speaker
16	-	Front LH mid range speaker
17	-	Rear LH high range speaker
18	-	Front LH high range speaker
19	-	Front LH mid range speaker
20	-	AJB
21	-	BJB