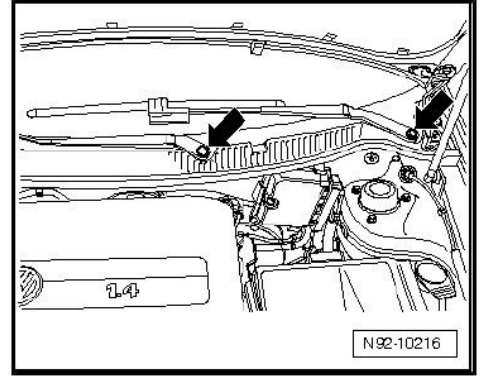
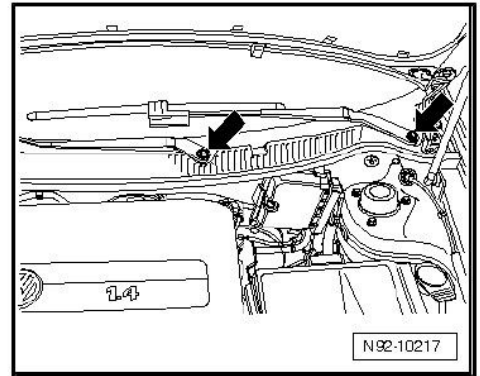




- Lever off black cover caps -arrows- using a suitable screwdriver.



- Loosen but do not completely remove M8 securing nuts -arrows-.
- Lift up wiper arm and free off from taper by rocking from side to side.
- Then remove securing nut completely and detach wiper arm.
- Repeat the procedure on the other wiper arm.

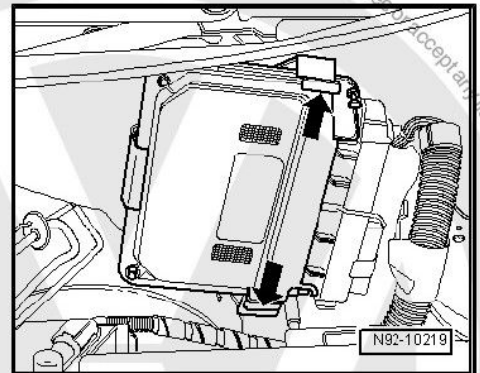


1.1.2 Removing plenum chamber cover


- Remove wiper arms => [page 150](#).
- Remove plenum chamber cover => General body repairs, exterior; Rep. Gr. 64 ; Flush bonded windows; Removing and installing plenum chamber cover; Removing .

1.1.3 Removing bulkhead

- Unclip engine control unit from bracket -arrows- and move it aside (still connected) as far as wiring lengths allow.

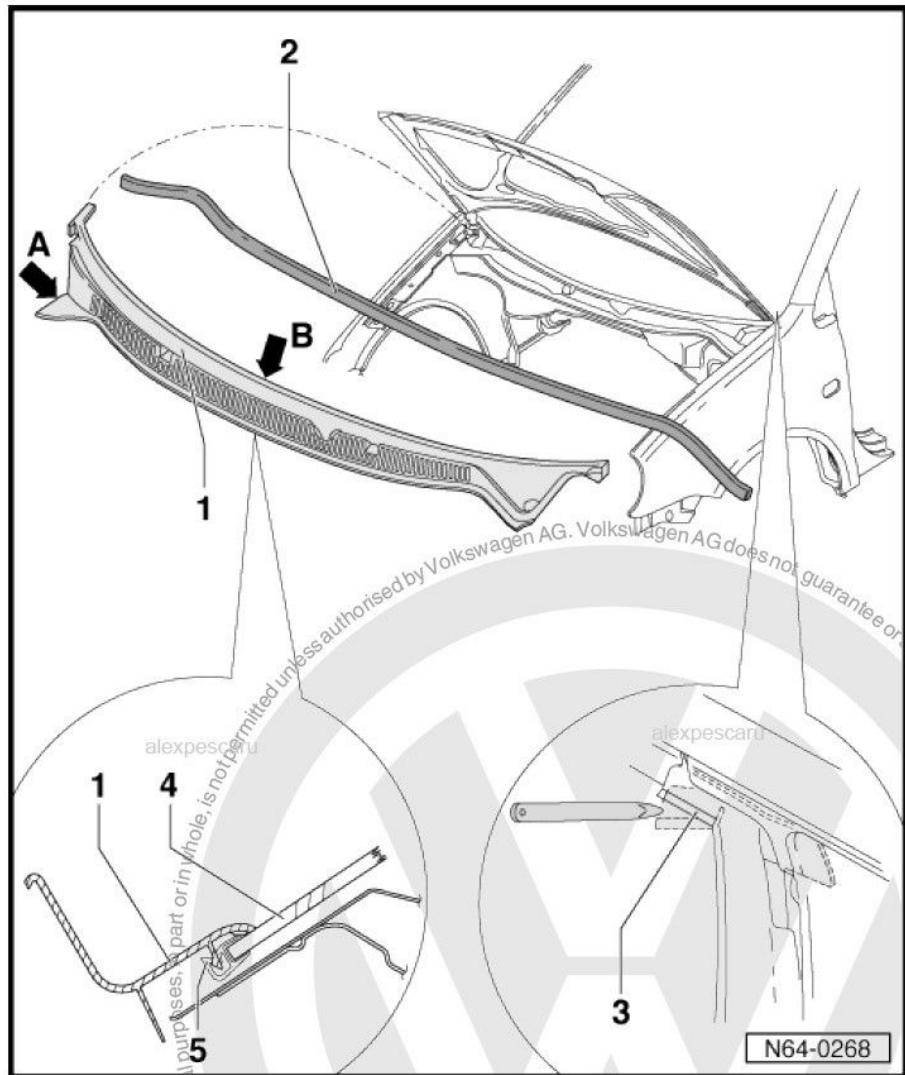


- Remove expanding bolts -arrows- from engine control unit bracket and unclip bracket from bulkhead.
- Remove engine cover panel.





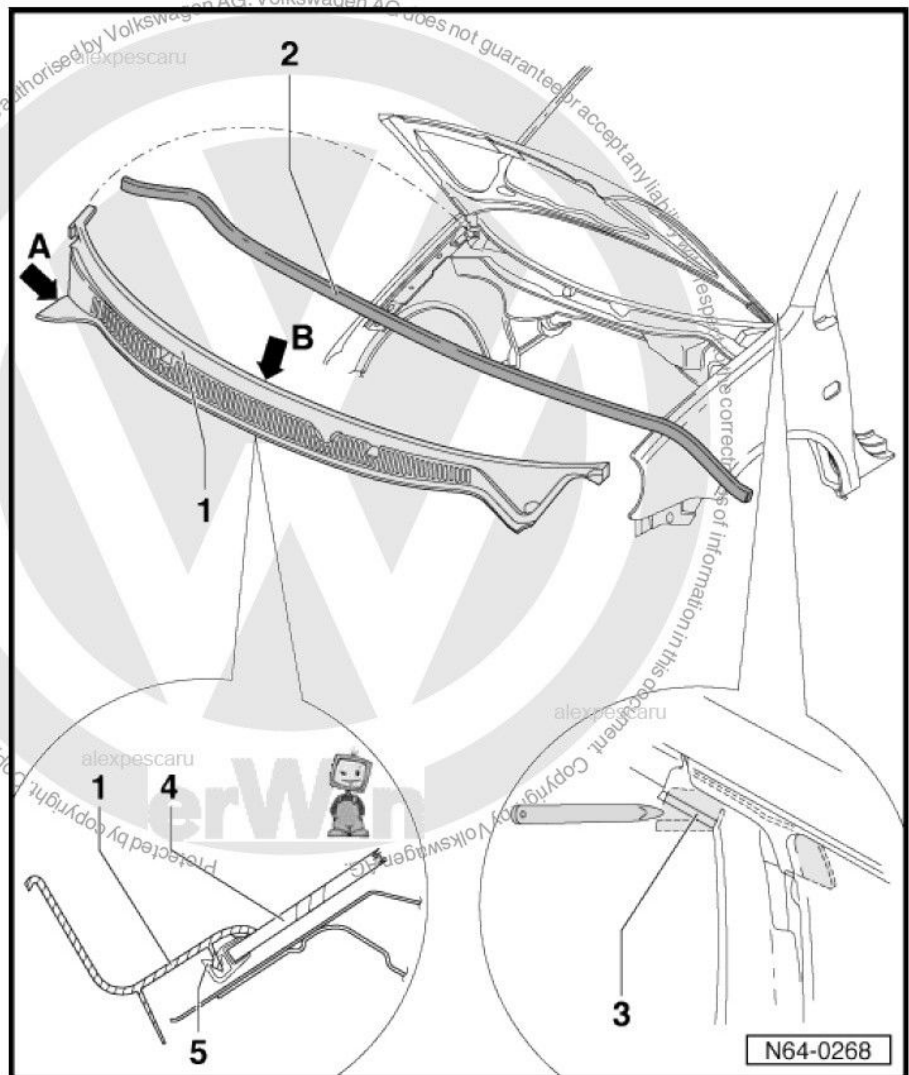
1.5.1 Removal



- Unbolt wiper arms ⇒ Electrical system; Rep. Gr. 92 ; Window washer/wiper system; Windscreen wiper system; Removing and installing windscreen wiper system
- Pull off entire length of plenum chamber seal -2-.
- Press out tabs -3- of plenum chamber cover -1- on left and right using a plastic wedge between hinge and bonnet.
- Carefully pull plenum chamber cover -1-, starting from right -arrow A-, upwards out of mounting -5- on windscreen -4-.



1.5.2 Installation



- To ease pressing plenum chamber cover -1- into mounting -5-, spray area with soap solution.
- Place plenum chamber cover -1- onto mounting -5- of windscreen -4- and, starting from the centre -arrow B-, press plenum chamber cover into mounting -5- applying light force.
- Using a wedge, bring plastic tabs -3- of plenum chamber cover -1- into installation position on left and right between hinge and bonnet.
- Install seal -2- and windscreen wipers.

1.6 Removing windscreen

- Remove A-pillar trim ⇒ General body repairs, interior; Rep. Gr. 70 ; Pillar and side panel trim; Removal and installation of A-pillar upper trim .
- Remove all sun blinds/visors ⇒ General body repairs, interior; Rep. Gr. 70 ; Roof trim; Removal and installation of moulded headliner .
- Remove interior mirror ⇒ General body repairs, interior; Rep. Gr. 68 ; Interior mirror; Removing interior mirror