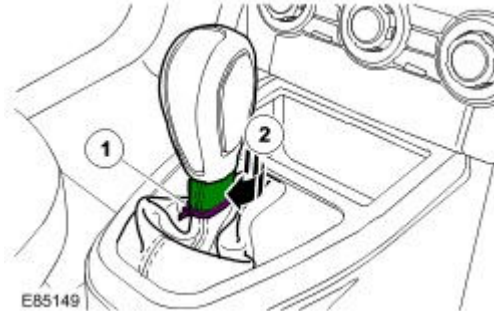



Published: Oct 3, 2006

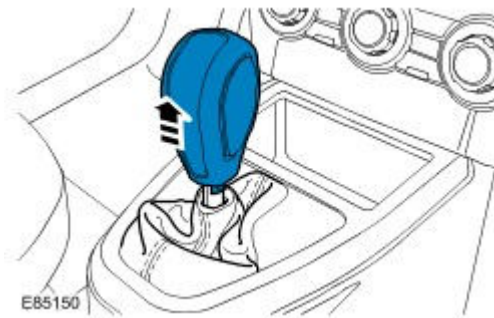
Selector Lever Knob

Removal

1. Secure the gearshift lever boot, below the locking ring using either an elastic band or cable tie.
2. Rotate the boot and locking ring.



3.  **WARNING:** The selector lever knob will be released suddenly, keep face clear during removal.



Installation

1.  **CAUTION:** Make sure that the selector lever and the gearshift mechanism are in the park (P) position.

To install, reverse the removal procedure.