

# L359 moon roof rollo instructions

Jaguar Landrover

# Rewind BOS rollo

- When a BOS rollo blind has lost it's tension it can be dis-assembled from the moon roof and rewound

1. Move the blind to close position (do not clip to frame!)




2. Rotate the rollo beam so that one of the slide shoes can be taken out of the guide




3. Remove the other slide shoe from the guide




4. Open the blind



5. Dis-assemble blind's rotator side from mounting point by pulling the rollo tube away from the rotator mounting.







6. Now remove the other side of the rollo from it's mounting, move the rollo in direction of the arrow






7. The blind has to be rewound with 14 rotations


- Use a gripper to hold the spring axle
- Wind the axle 14 times
- Fix the spring axle by aligning the holes and insert a pin (f.e. paperclip)




8. Assemble the spring axle into it's mounting with the pin in place to keep the tension on the rollo



9. Take the pin out of the spring axle while holding the rollo tube in place (otherwise the tension is lost)



10. Assemble the rotator side of the rollo in it's mounting



11. Move the blind to close position (do not clip to frame!) and insert one of the slide shoes into the guide





12. Rotate the rollo beam so that the other slide shoes can be inserted into the guide



13. The blind can now be released

